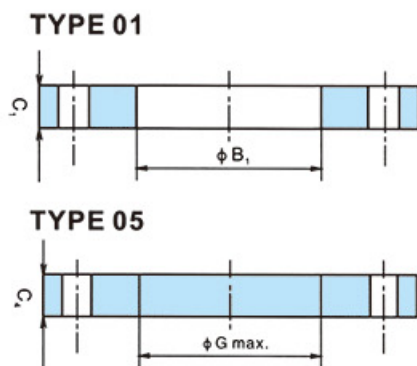
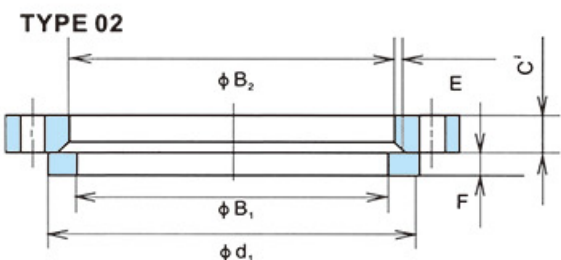
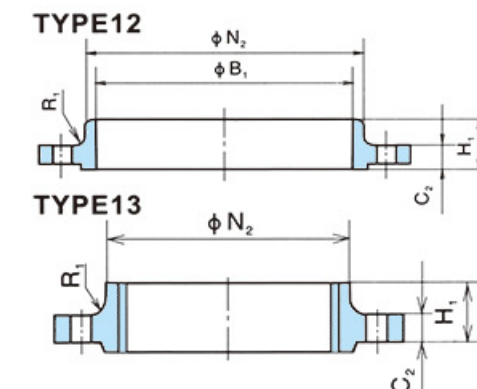
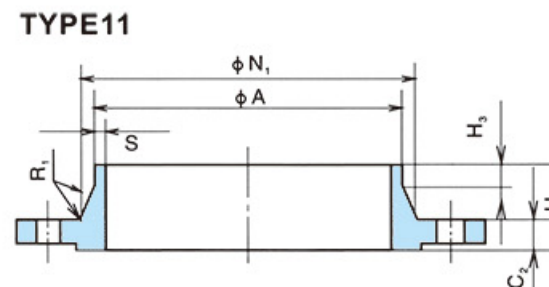


EN 1092-1:2007
DIMENSIONS OF PN6 FLANGES



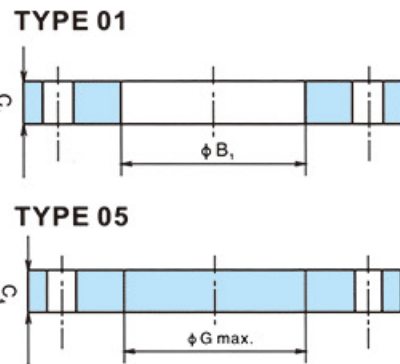
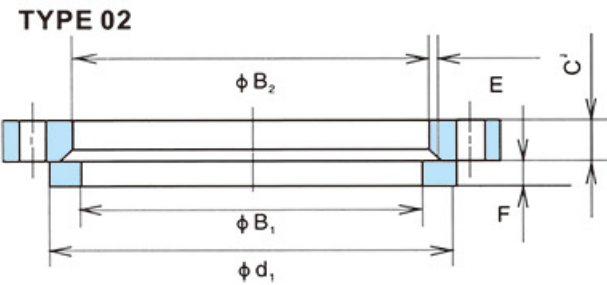
DN	Outside diameter	Diameter of bolt circle	Diameter of bolt hole	Bolt number	Outside diameter of neck A	Bore diameters		Flange thickness			Chamfer E	Diameter of shoulder Gmax
						B1	B2	C1	C2	C4		
						Flange type						
01,02,05,11,12,13					11	01 12	02	01 02	11 12,13	05	02	05
10	75	50	11	4	17.2	18.0	21	12	12	12	3	-
15	80	55	11	4	21.3	22.0	25	12	12	12	3	-
20	90	65	11	4	26.9	27.5	31	14	14	14	4	-
25	100	75	11	4	33.7	34.5	38	14	14	14	4	-
32	120	90	14	4	42.4	43.5	46	16	14	14	5	-
40	130	100	14	4	48.3	49.5	53	16	14	14	5	-
50	140	110	14	4	60.3	61.5	65	16	14	14	5	-
65	160	130	14	4	76.1	77.5	81	16	14	14	6	55
80	190	150	18	4	88.9	90.5	94	18	16	16	6	70
100	210	170	18	4	114.3	116.0	120	18	16	16	6	90
125	240	200	18	8	139.7	141.5	145	20	18	18	6	115
150	265	225	18	8	168.3	170.5	174	20	18	18	6	140
200	320	280	18	8	219.1	221.5	226	22	20	20	6	190
250	375	335	18	12	273.0	276.5	281	24	22	22	8	235
300	440	395	22	12	323.9	327.5	333	24	22	22	8	285
350	490	445	22	12	355.6	359.5	365	26	22	22	8	330
400	540	495	22	16	406.4	411.0	416	28	22	22	8	380
450	595	550	22	16	457.0	462.0	467	30	22	24	8	425
500	645	600	22	20	508.0	513.5	519	30	24	24	8	475
600	755	705	26	20	610.0	616.5	622	32	30	30	8	575
700	860	810	26	24	711.0		721	40	30	40	4	670
800	975	920	30	24	813.0		824	44	30	44	4	770
900	1075	1020	30	24	914.0		926	48	34	48	4	860
1000	1175	1120	30	28	1016.0		1028	52	38	52	4	960
1200	1405	1340	33	32	1219.0		1234	60	42	60	5	1160

EN 1092-1:2007
DIMENSIONS OF PN6 FLANGES



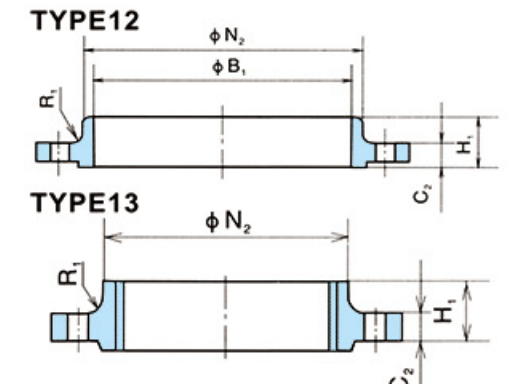
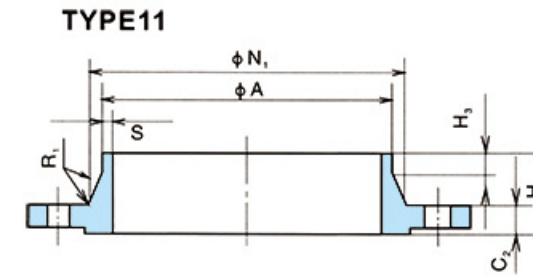
DN	Length			Neck diameters		Corner radii	APPROXIMATE WEIGHT				
	H1	H2	H3	N1	N2	R1	Flange type				
	12 13	11	11	11	12 13	11 12,13	Type01	Type02	Type05	Type11	Type12
10	20	28	6	26	25	4	0.356	0.345	0.38	0.353	0.326
15	20	30	6	30	30	4	0.402	0.388	0.438	0.408	0.373
20	24	32	6	38	40	4	0.592	0.568	0.657	0.621	0.584
25	24	35	6	42	50	4	0.719	0.688	0.821	0.762	0.729
32	26	35	6	55	60	6	1.16	1.12	1.18	1.11	1.04
40	26	38	7	62	70	6	1.35	1.29	1.39	1.26	1.2
50	28	38	8	74	80	6	1.48	1.42	1.62	1.43	1.34
65	32	38	9	88	100	6	1.86	1.76	2.14	1.77	1.83
80	34	42	10	102	110	8	2.95	2.84	3.43	2.88	2.75
100	40	45	10	130	130	8	3.26	3.1	4.22	3.41	3.01
125	44	48	10	155	160	8	4.31	4.12	6.1	4.65	4.3
150	44	48	12	184	185	10	4.76	4.53	7.51	5.5	4.63
200	44	55	15	236	240	10	6.88	6.51	12.3	8.6	6.97
250	44	60	15	290	295	12	8.92	8.32	18.5	11.7	9.13
300	44	62	15	342	355	12	11.9	11.1	25.5	15.3	12.4
350	-	62	15	385	-	12	16.8	15.9	31.8	20.3	-
400	-	65	15	438	-	12	19.8	18.8	38.5	23.1	-
450	-	65	15	492	-	12	24.6	23.3	51.2	27	-
500	-	68	15	538	-	12	26.4	24.9	60.1	30.8	-
600	-	70	16	640	-	12	34.8	33	103	44	-
700	-	76	16	740	-	12	-	-	178	53.7	-
800	-	76	16	842	-	12	-	-	252	64.4	-
900	-	78	16	942	-	12	-	-	336	79.2	-
1000	-	82	16	1045	-	16	-	-	435	98.6	-
1200	-	104	20	1248	-	16	-	-	717	152	-

EN 1092-1:2007
DIMENSIONS OF PN10 FLANGES



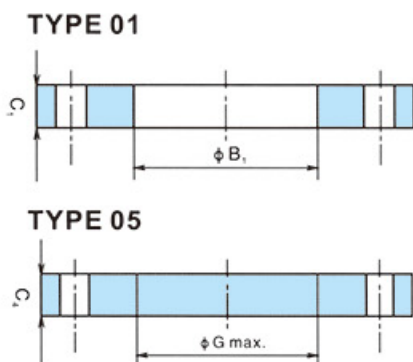
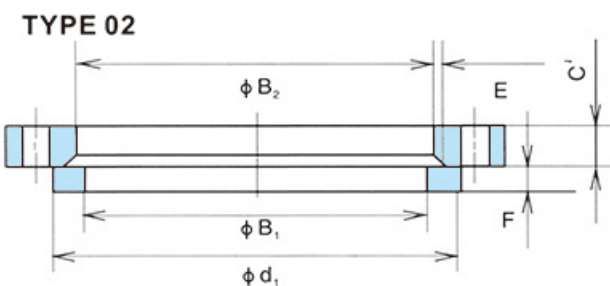
DN	Outside diameter	Diameter of bolt circle	Diameter of bolt hole	Bolt number	Outside diameter of neck A	Bore diameters		Flange thickness			Chamfer E	Diameter of shoulder Gmax
						B1	B2	C1	C2	C4		
						Flange type						
					11	01 12	02	01 02	11 12,13	05	02	05
10	90	60	14	4	17.2	18.0	21	14	16	16	3	-
15	95	65	14	4	21.3	22.0	25	14	16	16	3	-
20	105	75	14	4	26.9	27.5	31	16	18	18	4	-
25	115	85	14	4	33.7	34.5	38	16	18	18	4	-
32	140	100	18	4	42.4	43.5	47	18	18	18	5	-
40	150	110	18	4	48.3	49.5	53	18	18	18	5	-
50	165	125	18	4	60.3	61.5	65	20	18	18	5	-
65	185	145	18	8	76.1	77.5	81	20	18	18	6	55
80	200	160	18	8	88.9	90.5	94	20	20	20	6	70
100	220	180	18	8	114.3	116.0	120	22	20	20	6	90
125	250	210	18	8	139.7	141.5	145	22	22	22	6	115
150	285	240	22	8	168.3	170.5	174	24	22	22	6	140
200	340	295	22	8	219.1	221.5	226	24	24	24	6	190
250	395	350	22	12	273.0	276.5	281	26	26	26	8	235
300	445	400	22	12	323.9	327.5	333	26	26	26	8	285
350	505	460	22	16	355.6	359.5	365	30	26	26	8	330
400	565	515	26	16	406.4	411.0	416	32	26	26	8	380
450	615	565	26	20	457.0	462.0	467	36	28	28	8	425
500	670	620	26	20	508.0	513.5	519	38	28	28	8	475
600	780	725	30	20	610.0	616.5	622	42	30	34	8	575
700	895	840	30	24	711.0		721	50	35	38	8	670
800	1015	950	33	24	813.0		824	56	38	48	8	770
900	1115	1050	33	28	914.0		926	62	38	50	8	860
1000	1230	1160	36	28	1016.0		1028	70	44	54	8	960
1200	1455	1380	39	32	1219.0		1234	83	55	66	8	1160

EN 1092-1:2007
DIMENSIONS OF PN10 FLANGES



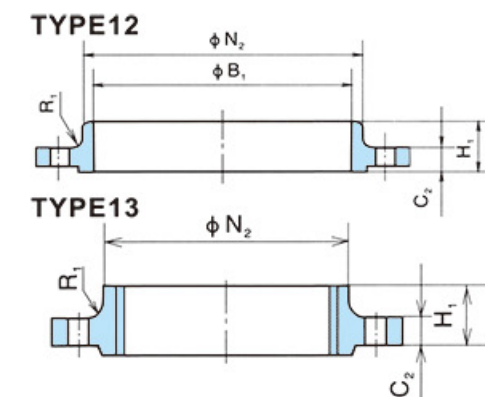
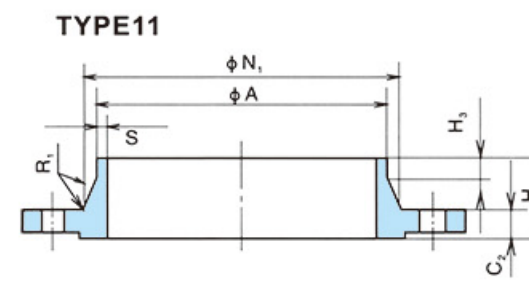
DN	Length			Neck diameters		Corner radii R1	APPROXIMATE WEIGHT				
	H1	H2	H3	N1	N2		Flange type				
	12 13	11	11	11	12 13	11 12,13	Type01	Type02	Type05	Type11	Type12
10	22	35	6	28	30	4	0.604	0.591	0.722	0.678	0.646
15	22	38	6	32	35	4	0.67	0.654	0.813	0.768	0.722
20	26	40	6	40	45	4	0.936	0.909	1.14	1.09	1.04
25	28	40	6	46	52	4	1.11	1.08	1.38	1.3	1.25
32	30	42	6	56	60	6	1.82	1.77	2.03	1.91	1.81
40	32	45	7	64	70	6	2.08	2.02	2.35	2.15	2.06
50	28	45	8	74	84	6	2.73	2.52	2.88	2.53	2.39
65	32	45	10	92	104	6	3.16	3.05	3.51	3.03	2.97
80	34	50	10	105	118	6	3.79	3.48	4.61	3.92	3.78
100	40	52	12	131	140	8	4.39	4.2	5.65	4.62	4.38
125	44	55	12	156	168	8	5.41	5.21	8.13	6.3	6.07
150	44	55	12	184	195	10	7.14	6.89	10.5	7.81	7.24
200	44	62	16	234	246	10	9.27	8.87	16.5	11.6	10.1
250	46	68	16	292	298	12	11.8	11.2	24.1	15.8	12.8
300	46	68	16	342	350	12	13.6	12.8	30.8	18.3	14.5
350	53	68	16	385	400	12	20.4	19.4	39.6	25.3	22.7
400	57	72	16	440	456	12	27.5	26.4	49.4	30.6	28
450	63	72	16	488	502	12	33.6	32.2	63	35.1	32.3
500	67	75	16	542	559	12	40.2	38.5	75.2	40.5	38.7
600	75	82	18	642	658	12	54.5	52.2	124	52.9	48.9
700	-	85	18	746	-	12	-	79.4	183	75.8	-
800	-	96	18	850	-	12	-	112	297	102	-
900	-	99	20	950	-	12	-	135	374	121	-
1000	-	105	20	1052	-	16	-	180	492	161	-
1200	-	132	25	1256	-	16	-	278	842	258	-

EN 1092-1:2007
DIMENSIONS OF PN16 FLANGES



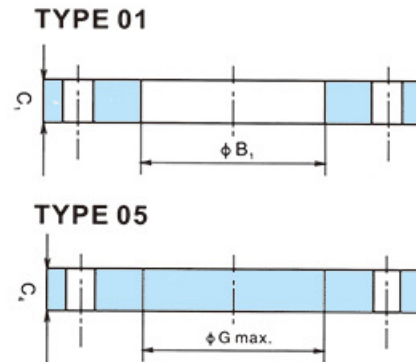
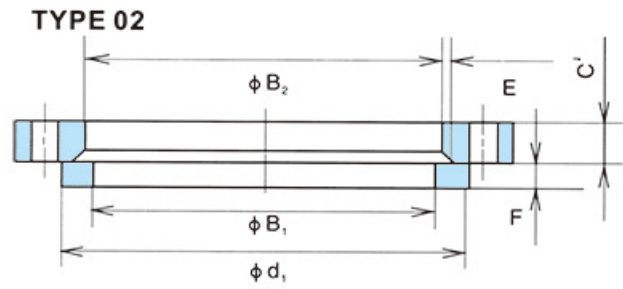
DN	Outside diameter	Diameter of bolt circle	Diameter of bolt hole	Bolt number	Outside diameter of neck A	Bore diameters		Flange thickness			Chamfer E	Diameter of shoulder Gmax
						B1	B2	C1	C2	C4		
						Flange type						
01,02,05,11,12,13					11	01 12	02	01 02	11 12,13	05	02	05
10	90	60	14	4	17.2	18.0	21	14	16	16	3	-
15	95	65	14	4	21.3	22.0	25	14	16	16	3	-
20	105	75	14	4	26.9	27.5	31	16	18	18	4	-
25	115	85	14	4	33.7	34.5	38	16	18	18	4	-
32	140	100	18	4	42.4	43.5	47	18	18	18	5	-
40	150	110	18	4	48.3	49.5	53	18	18	18	5	-
50	165	125	18	4	60.3	61.5	65	20	18	18	5	-
65	185	145	18	8	76.1	77.5	81	20	18	18	6	55
80	200	160	18	8	88.9	90.5	94	20	20	20	6	70
100	220	180	18	8	114.3	116.0	120	22	20	20	6	90
125	250	210	18	8	139.7	141.5	145	22	22	22	6	115
150	285	240	22	8	168.3	170.5	174	24	22	22	6	140
200	340	295	22	12	219.1	221.5	226	26	24	24	6	190
250	405	355	26	12	273.0	276.5	281	29	26	26	8	235
300	460	410	26	12	323.9	327.5	333	32	28	28	8	285
350	520	470	26	16	355.6	359.5	365	35	30	30	8	330
400	580	525	30	16	406.4	411.0	416	38	32	32	8	380
450	640	585	30	20	457.0	462.0	467	42	34	40	8	425
500	715	650	33	20	508.0	513.5	519	46	36	44	8	475
600	840	770	36	20	610.0	616.5	622	55	40	54	8	575
700	910	840	36	24	711.0		721	63	40	58	8	670
800	1025	950	39	24	813.0	To be specified by the purchaser	824	74	41	62	8	770
900	1125	1050	39	28	914.0		926	82	48	64	8	860
1000	1255	1170	42	28	1016.0		1030	90	59	68	8	960

EN 1092-1:2007
DIMENSIONS OF PN16 FLANGES



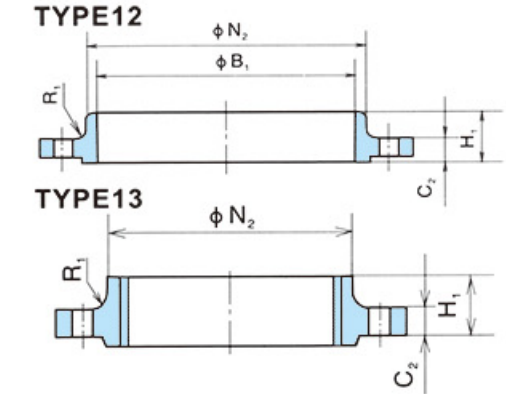
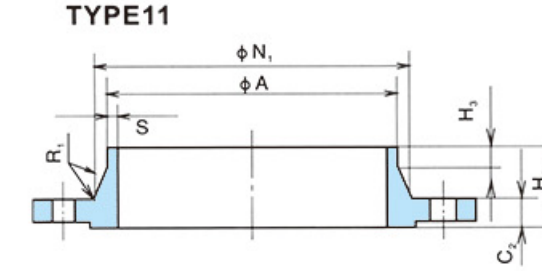
DN	Length			Neck diameters		Corner radii	APPROXIMATE WEIGHT				
	H1	H2	H3	N1	N2	R1	Flange type				
	12 13	11	11	11	12 13	11 12,13	Type01	Type02	Type05	Type11	Type12
10	22	35	6	28	30	4	0.604	0.591	0.722	0.678	0.646
15	22	38	6	32	35	4	0.67	0.654	0.813	0.768	0.722
20	26	40	6	40	45	4	0.936	0.909	1.14	1.09	1.04
25	28	40	6	46	52	4	1.11	1.08	1.38	1.3	1.25
32	30	42	6	56	60	6	1.82	1.77	2.03	1.91	1.81
40	32	45	7	64	70	6	2.08	2.02	2.35	2.15	2.06
50	28	45	8	74	84	6	2.73	2.52	2.88	2.53	2.39
65	32	45	10	92	104	6	3.16	3.05	3.51	3.03	2.97
80	34	50	10	105	118	6	3.79	3.48	4.61	3.92	3.78
100	40	52	12	131	140	8	4.39	4.2	5.65	4.62	4.38
125	44	55	12	156	168	8	5.41	5.21	8.13	6.3	6.07
150	44	55	12	184	195	10	7.14	6.89	10.5	7.81	7.24
200	44	62	16	235	246	10	9.73	9.31	16.2	11.5	9.8
250	46	68	16	292	298	12	14.2	13.5	25	16.7	13.6
300	46	68	16	344	350	12	19	18	35.1	22.1	17.2
350	57	68	16	390	400	12	28.2	27	48	32.8	27.9
400	63	85	16	445	456	12	35.9	34.6	63.5	41.1	35.7
450	68	83	16	490	502	12	46.1	44.6	96.6	50.6	45
500	73	84	16	548	559	12	64	62	133	66.2	60.4
600	83	88	18	670	658	12	102	98.8	226	104	94
700	83	104	18	755	760	12	-	107	285	96.5	-
800	90	108	20	855	864	12	-	152	388	122	-
900	94	118	20	955	968	12	-	184	483	155	-
1000	100	137	22	1058	1072	16	-	257	640	233	-

EN 1092-1:2007
DIMENSIONS OF PN25 FLANGES



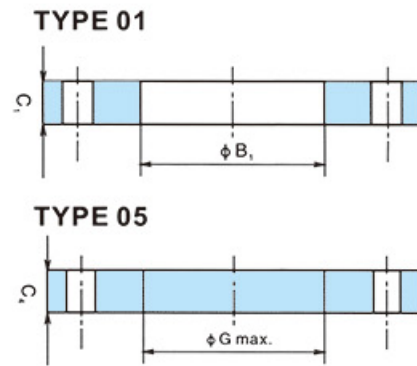
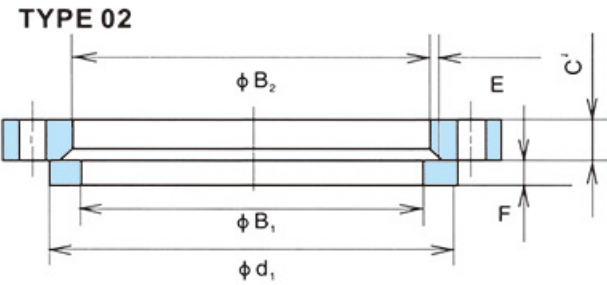
DN	Outside diameter	Diameter of bolt circle	Diameter of bolt hole	Bolt number	Outside diameter of neck A	Bore diameters		Flange thickness			Chamfer E	Diameter of shoulder Gmax		
						B1	B2	C1	C2	C4				
						Flange type					01	02	01	11
						01, 02, 05, 11, 12, 13	11	01 12	02	01 02	11 12,13	05	02	05
10	90	60	14	4	17.2	18.0	21	14	16	16	3	-	-	-
15	95	65	14	4	21.3	22.0	25	14	16	16	3	-	-	-
20	105	75	14	4	26.9	27.5	31	16	18	18	4	-	-	-
25	115	85	14	4	33.7	34.5	38	16	18	18	4	-	-	-
32	140	100	18	4	42.4	43.5	47	18	18	18	5	-	-	-
40	150	110	18	4	48.3	49.5	53	18	18	18	5	-	-	-
50	165	125	18	4	60.3	61.5	65	20	20	20	5	-	-	-
65	185	145	18	8	76.1	77.5	81	22	22	22	6	55	-	-
80	200	160	18	8	88.9	90.5	94	24	24	24	6	70	-	-
100	235	190	22	8	114.3	116.0	120	26	24	24	6	90	-	-
125	270	220	26	8	139.7	141.5	145	28	26	26	6	115	-	-
150	300	250	26	8	168.3	170.5	174	30	28	28	6	140	-	-
200	360	310	26	12	219.1	221.5	226	32	30	30	6	190	-	-
250	425	370	30	12	273.0	276.5	281	35	32	32	8	235	-	-
300	485	430	30	16	323.9	327.5	333	38	34	34	8	285	-	-
350	555	490	33	16	355.6	359.5	365	42	38	38	8	332	-	-
400	620	550	36	16	406.4	411.0	416	48	40	40	8	380	-	-
450	670	600	36	20	457.0	462.0	467	54	46	50	8	425	-	-
500	730	660	36	20	508.0	513.5	519	58	48	51	8	475	-	-
600	845	770	39	20	610.0	616.5	622	68	58	66	8	575	-	-

EN 1092-1:2007
DIMENSIONS OF PN25 FLANGES



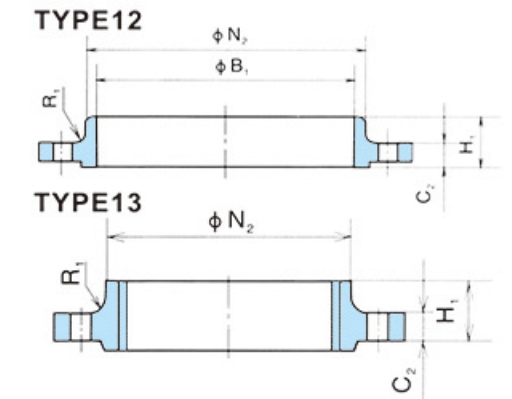
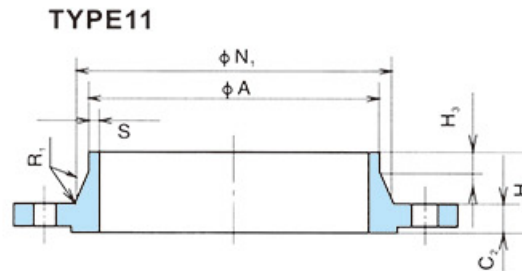
DN	Length			Neck diameters		Corner radii R1	APPROXIMATE WEIGHT				
	H1	H2	H3	N1	N2		Flange type				
	12 13	11	11	11	12 13	11 12,13	Type01	Type02	Type05	Type11	Type12
10	22	35	6	28	30	4	0.604	0.591	0.722	0.678	0.646
15	22	38	6	32	35	4	0.67	0.654	0.813	0.768	0.722
20	26	40	6	40	45	4	0.936	0.909	1.14	1.09	1.04
25	28	40	6	46	52	4	1.11	1.08	1.38	1.3	1.25
32	30	42	6	56	60	6	1.82	1.77	2.03	1.91	1.81
40	32	45	7	64	70	6	2.08	2.02	2.35	2.15	2.06
50	34	48	8	75	84	6	2.73	2.65	3.2	2.85	2.74
65	38	52	10	90	104	6	3.48	3.36	4.29	3.68	3.65
80	40	58	12	105	118	8	4.32	4.18	5.54	4.78	4.59
100	44	65	12	134	145	8	6.07	5.87	7.6	6.46	6.1
125	48	68	12	162	170	8	8.19	7.95	10.8	8.86	8.22
150	52	75	12	192	200	10	10.3	9.97	14.6	11.7	10.6
200	52	80	16	244	256	10	14.3	13.8	22.5	17.1	14.9
250	60	88	18	298	310	12	20.1	19.4	33.5	24.3	20.9
300	67	92	18	352	364	12	26.6	25.5	46.3	31.8	27.3
350	72	100	20	398	418	12	41.8	40.5	68.1	48.8	45.1
400	78	110	20	452	472	12	57.6	56.1	89.7	63.3	57.7
450	84	110	20	500	520	12	69.8	67.8	130	76	69.6
500	90	125	20	558	580	12	87	84.6	159	97	87
600	100	125	20	660	684	12	127	124	278	121	111

EN 1092-1:2007
DIMENSIONS OF PN40 FLANGES



DN	Outside diameter	Diameter of bolt circle	Diameter of bolt hole	Bolt number	Outside diameter of neck A	Bore diameter		Flange thickness			Chamfer E	Diameter of shoulder Gmax
						B ₁	B ₂	C ₁	C ₂	C ₄		
						Flange type						
					11	01 12	02	01 02	11 12,13	05	02	05
10	90	60	14	4	17.2	18.0	21	14	16	16	3	-
15	95	65	14	4	21.3	22.0	25	14	16	16	3	-
20	105	75	14	4	26.9	27.5	31	16	18	18	4	-
25	115	85	14	4	33.7	34.5	38	16	18	18	4	-
32	140	100	18	4	42.4	43.5	47	18	18	18	5	-
40	150	110	18	4	48.3	49.5	53	18	18	18	5	-
50	165	125	18	4	60.3	61.5	65	20	20	20	5	-
65	185	145	18	8	76.1	77.5	81	22	22	22	6	55
80	200	160	18	8	88.9	90.5	94	24	24	24	6	70
100	235	190	22	8	114.3	116.0	120	26	24	24	6	90
125	270	220	26	8	139.7	141.5	145	28	26	26	6	115
150	300	250	26	8	168.3	170.5	174	30	28	28	6	140
200	375	320	30	12	219.1	221.5	226	36	36	34	6	190
250	450	385	33	12	273.0	276.5	281	42	38	38	8	235
300	515	450	33	16	323.9	327.5	333	52	42	42	8	285
350	580	510	36	16	355.6	359.5	365	58	46	46	8	330
400	660	585	39	16	406.4	411.0	416	65	50	50	8	380
450	685	610	39	20	457.0	462.0	467	To be specified by the purchaser	57	57	8	425
500	755	670	42	20	508.0	513.5	519		57	57	8	475
600	890	795	48	20	610.0	616.5	622		72	72	8	575

EN 1092-1:2007
DIMENSIONS OF PN40 FLANGES



DN	Length			Neck diameters		Corner radii	APPROXIMATE WEIGHT				
	H ₁	H ₂	H ₃	N ₁	N ₂	R ₁	Flange type				
	12 13	11	11	11	12 13	11 12,13	Type01	Type02	Type05	Type11	Type12
10	22	35	6	28	30	4	0.604	0.591	0.722	0.678	0.646
15	22	38	6	32	35	4	0.67	0.654	0.813	0.768	0.722
20	26	40	6	40	45	4	0.936	0.909	1.14	1.09	1.04
25	28	40	6	46	52	4	1.11	1.08	1.38	1.3	1.25
32	30	42	6	56	60	6	1.82	1.77	2.03	1.91	1.81
40	32	45	7	64	70	6	2.08	2.02	2.35	2.15	2.06
50	34	48	8	75	84	6	2.73	2.65	3.2	2.85	2.74
65	38	52	10	90	104	6	3.48	3.36	4.29	3.68	3.65
80	40	58	12	105	118	8	4.32	4.18	5.54	4.78	4.59
100	44	65	12	134	145	8	6.07	5.87	7.6	6.46	6.1
125	48	68	12	162	170	8	8.19	7.95	10.8	8.86	8.22
150	52	75	12	192	200	10	10.3	9.97	14.6	11.7	10.6
200	52	88	16	244	260	10	17.9	17.4	28.8	21	18.3
250	60	105	18	306	312	12	29.3	28.4	44.4	34.2	28.3
300	67	115	18	362	380	12	45.1	43.6	64.2	47.6	40.4
350	72	125	20	408	424	12	66.7	64.9	89.5	69.3	58.8
400	78	135	20	462	478	12	97.1	95.1	127	98	82.1
450	84	135	20	500	522	12	-	-	154	105	86.2
500	90	140	20	562	576	12	-	-	188	130	105
600	100	150	20	666	686	12	-	-	331	209	172